



ACESSÓRIOS VISSSEN MULTICAMADA

VISSSEN MULTILAYER FITTINGS



MARCA COMERCIAL | OFFICIAL BRAND

vissen

MATERIAL | MATERIAL

CORPO EM LATÃO CW 617 N | BODY IN BRASS CW 617 N
 BÚSSOLA EM INOX 304 | COMPASS IN INOX 304
 ORING EM EPDM | ORING IN EPDM
 ANEL EM PP DE COR BRANCA | WHITE RING IN PP

TIPO DE LIGAÇÃO | CONNECTION

PRENSAR | PRESS FITTING

PIÇA | PRESSING JAW

TIPO U | U TYPE

NORMAS | STANDARD

EN ISO 21003 PARTE 3 | EN ISO 21003 PART 3

ACABAMENTO | FINISHING

NIQUELADO | NICKEL PLATED

CAMPOS DE APLICAÇÃO | APPLICATIONS

INSTALAÇÕES SANITÁRIAS, AQUECIMENTO / ARREFECIMENTO
 SANITARY DISTRIBUTION SYSTEMS, HEATING AND AIR CONDITIONING

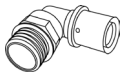
CLASSES DE APLICAÇÃO | APPLICATION CLASS

1- INSTALAÇÕES SANITÁRIAS 60°,
 2- INSTALAÇÕES SANITÁRIAS 70°C,
 4- AQUECIMENTO BAIXAS TEMPERATURAS (PAVIMENTO RADIANTE),
 5- AQUECIMENTO ALTAS TEMPERATURAS (RADIADORES)
 1- SANITARY DISTRIBUTION SYSTEMS 60°,
 2- SANITARY DISTRIBUTION SYSTEMS 70°C,
 4- LOW TEMPERATURE HEATING (UNDERFLOOR HEATING),
 5- HIGH TEMPERATURE HEATING (RADIATORS)



CONDIÇÕES DE SERVIÇO PARA UM PERÍODO DE 50 ANOS | SERVICE CONDITIONS FOR A 50 YEARS PERIOD

CLASSE	1	2
T exercício	60° C	70° C
P exercício	10 bar	10 bar



VP21
JOELHO ROSCADO MACHO
MALE THREADED ELBOW

DIMENSÃO (MM)
DIMENSION (MM)

16x½

20x½

20x¾

25x½

25x¾

32x1



VP20
JOELHO
ELBOW

DIMENSÃO (MM)
DIMENSION (MM)

16

20

25

32

40

50

63



VP33
TÊ ROSCADO FÊMEA
FEMALE THREADED TEE

DIMENSÃO (MM)
DIMENSION (MM)

16x½x16

20x½x20

20x¾x20

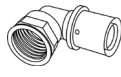
25x½x25

25x¾x25

32x1x32

40x1 ¼x40

50x1 ½x50



VP23
JOELHO ROSCADO FÊMEA
FEMALE THREADED ELBOW

DIMENSÃO (MM)
DIMENSION (MM)

16x½

16x¾

20x½

20x¾

25x½

25x¾

25x1

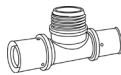
32x¾

32x1

40x1 ¼

50x1 ½

63x2



VP31
TÊ ROSCADO MACHO
MALE THREADED TEE

DIMENSÃO (MM)
DIMENSION (MM)

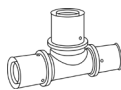
16x½x16

20x½x20

25x½x25

25x¾x25

32x1x32



VP30
TÊ
TEE

DIMENSÃO (MM)
DIMENSION (MM)

16

20

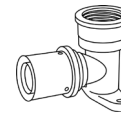
25

32

40

50

63



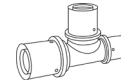
VP83
JOELHO ROSCADO F C/ PATER
F. THREADED ELBOW W/ BRACKET

DIMENSÃO (MM)
DIMENSION (MM)

16x½

20x½

25x¾



VP35
TÊ REDUZIDO
REDUCED TEE

DIMENSÃO (MM)
DIMENSION (MM)

16x20x16

16x25x16

20x16x16

20x16x20

20x20x16

20x25x20

25x16x16

25x16x20

25x16x25

25x20x16

25x20x20

25x20x25

25x25x16

25x25x20

25x32x25

32x16x32

32x20x32

32x25x25

32x25x32

40x25x40

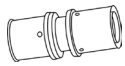
40x32x40

50x32x50

50x40x50

63x40x63

63x50x63



VP10
UNIÃO
UNION

DIMENSÃO (MM)
DIMENSION (MM)

16

20

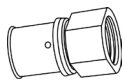
25

32

40

50

63



VP13
CASQUILHO FÊMEA
FEMALE THREADED UNION

DIMENSÃO (MM)
DIMENSION (MM)

16x $\frac{1}{2}$ 20x $\frac{1}{2}$ 20x $\frac{3}{4}$ 25x $\frac{3}{4}$

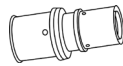
25x1

32x $\frac{3}{4}$

32x1

32x1 $\frac{1}{4}$ 40x1 $\frac{1}{4}$ 50x1 $\frac{1}{2}$

63x2



VP40
REDUÇÃO
REDUCER

DIMENSÃO (MM)
DIMENSION (MM)

20x16

25x16

25x20

32x16

32x20

32x25

40x25

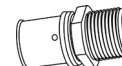
40x32

50x32

50x40

63x40

63x50



VP11
CASQUILHO MACHO
MALE THREADED UNION

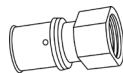
DIMENSÃO (MM)
DIMENSION (MM)

16x $\frac{1}{2}$ 16x $\frac{3}{4}$ 20x $\frac{1}{2}$ 20x $\frac{3}{4}$ 25x $\frac{1}{2}$ 25x $\frac{3}{4}$ 32x $\frac{3}{4}$

32x1

32x1 $\frac{1}{4}$ 40x1 $\frac{1}{4}$ 50x1 $\frac{1}{2}$

63x2



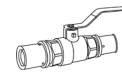
VP15
CASQUILHO PORCA LOUCA
UNION W/ F. COUPLING

DIMENSÃO (MM)
DIMENSION (MM)

16x $\frac{1}{2}$ 20x $\frac{1}{2}$ 20x $\frac{3}{4}$ 25x $\frac{3}{4}$

25x1

32x1



VP53
VÁLVULA DE ESFERA
BALL VALVE

DIMENSÃO (MM)
DIMENSION (MM)

16

20

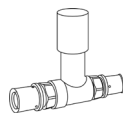
25

32

40

50

63



VP51
VÁLVULA DE ESFERA EMBUTIDA
BUILT-IN BALL VALVE

DIMENSÃO (MM)
DIMENSION (MM)

16

20

25